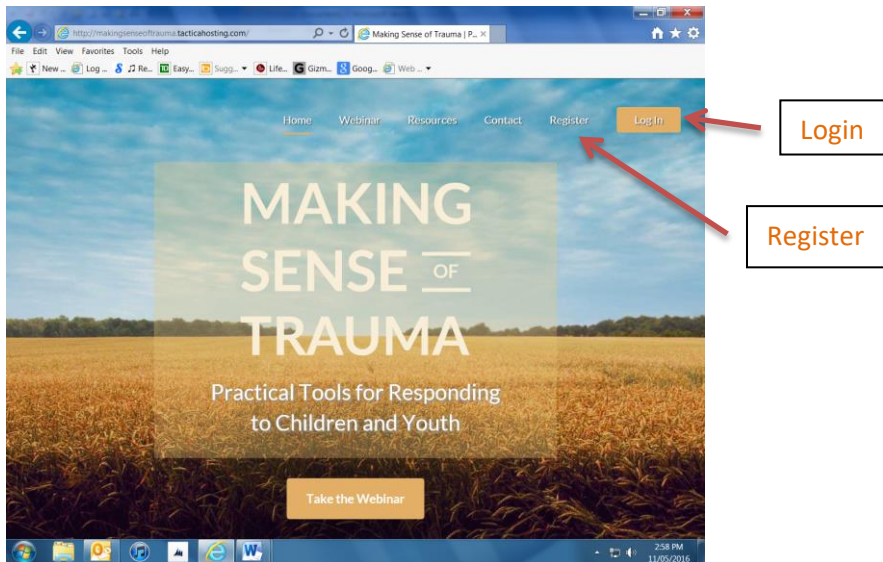


Directions for accessing the Making Sense of Trauma Webinar

Go to the Website: <http://makingsenseoftrauma.ca> which will take you to the home page



Click on register or login (if you have already registered). If you click register you will get this page

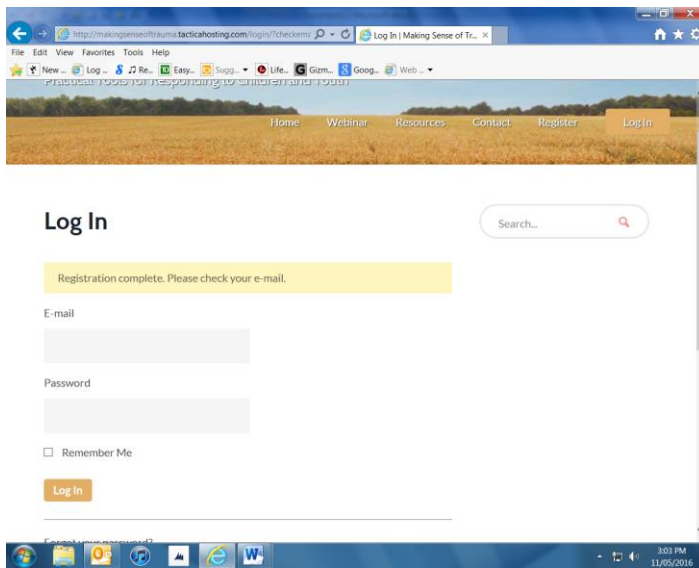
A screenshot of the registration form on the website. The page title is 'Register'. Below the title is a search bar and a message: 'Please fill out the form below to register for Making Sense of Trauma. If you are having difficulty registering please contact MSOT@newdirections.mb.ca'. The form contains several input fields: 'First name', 'Last name', 'E-mail', 'Profession', 'Foster parent', 'Location', and 'Organization'. There is a 'Select...' dropdown menu for the 'Location' field. At the bottom of the form, there is a checkbox labeled 'I'm not a robot' with a CAPTCHA logo. Below the form, a message states 'Registration confirmation will be e-mailed to you.' and a 'Register' button is located at the bottom left.

Once you fill in the above, you will get an email from Wordpress with a link to the login screen,
Subject line: [Making Sense of Trauma] Activate Your Account

Thanks for registering at Making Sense of Trauma! To complete the activation of your account please click the following link:

<https://makingsenseoftrauma.com/login/?action=activate&key=r3qb7d4Clz7m9X07tuRS&login=bbrodovsky%40gmail.com>

When you click on the link from the email you will get this screen,



You have to set your password first. To do so click the link on the second email from Wordpress.

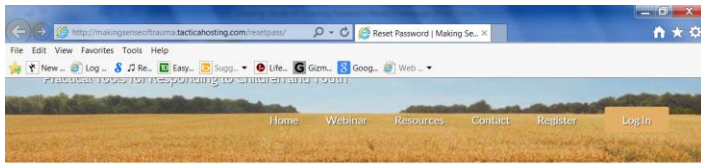
Subject line: [Making Sense of Trauma] Log in Details

Username:

To set your password, visit the following address:

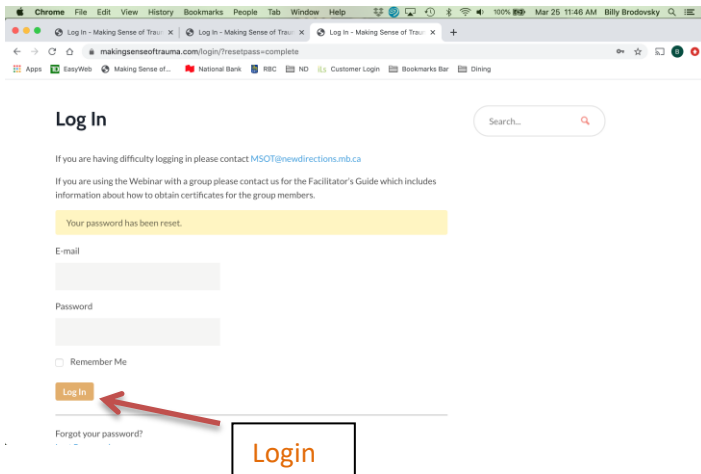
<https://makingsenseoftrauma.com/resetpass/?key=ShlaU15u3PCYw1Svt7iq&login=bbrodovsky%40gmail.com>

<https://makingsenseoftrauma.com/login/>



Use this email to set your password.

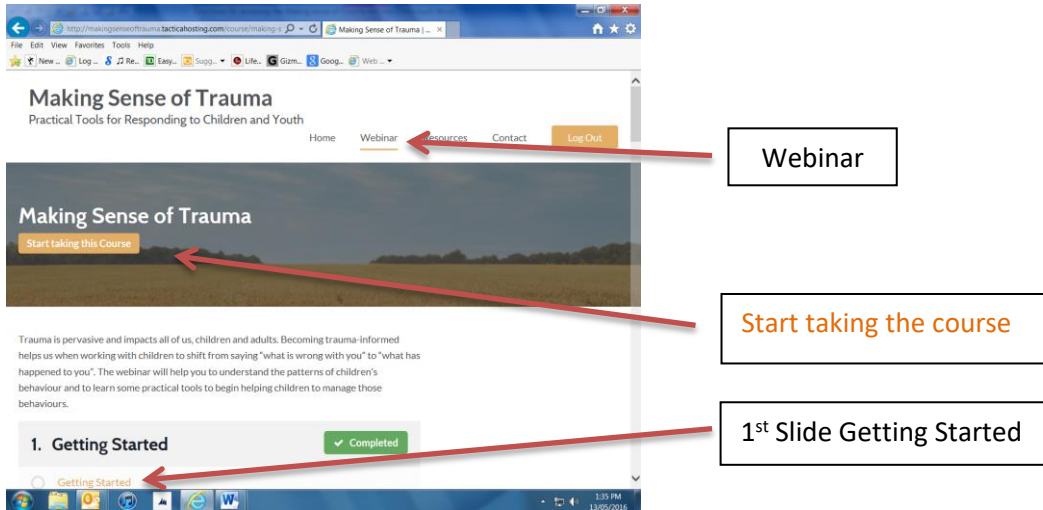
You can use the password provided or set your own. Use a password you can remember, it doesn't have to be 12 characters. Once you have set your password click on Login



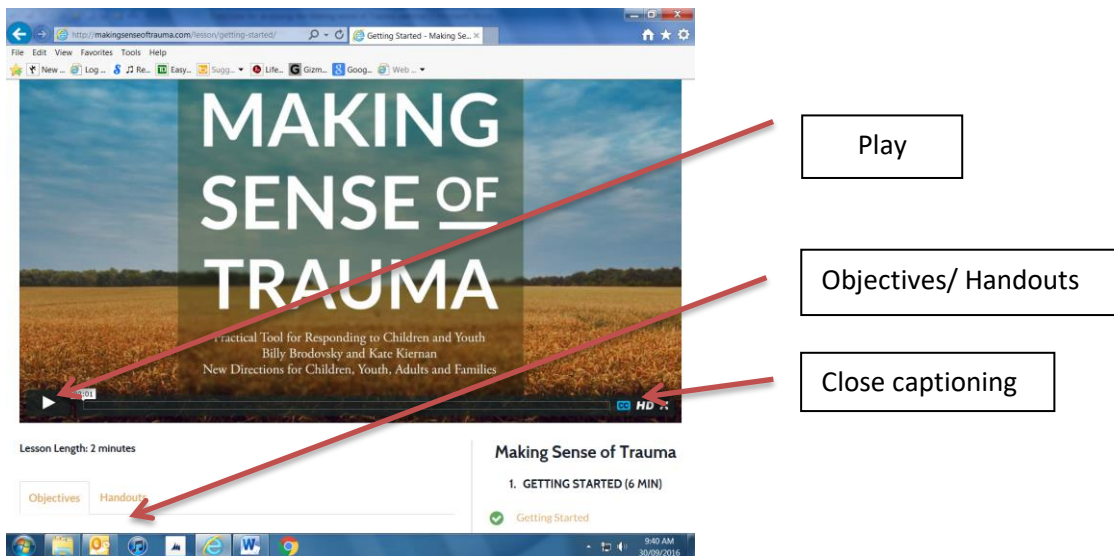
Fill in your email and password, and click **Log In**

Once you have logged in, click webinar on the top menu. You will then get this screen, click on “start taking this course” button to begin the webinar.

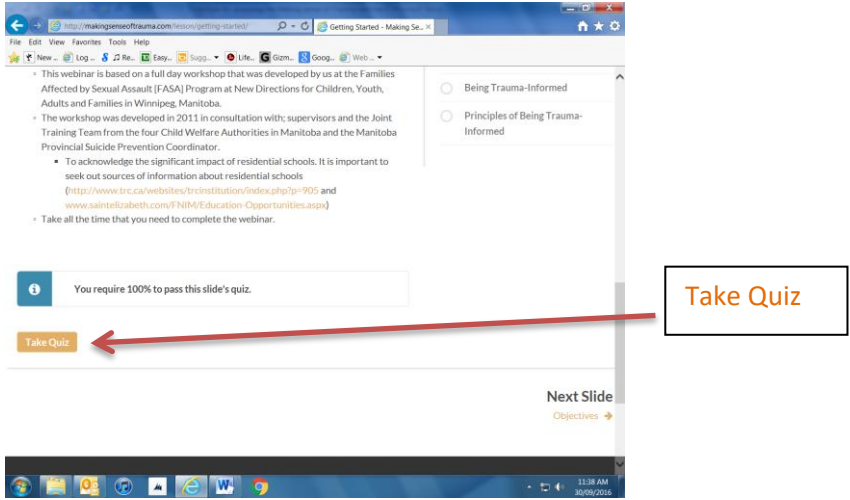
Once you have clicked the “Start taking the Course” button click “Getting Started to begin the first slide.



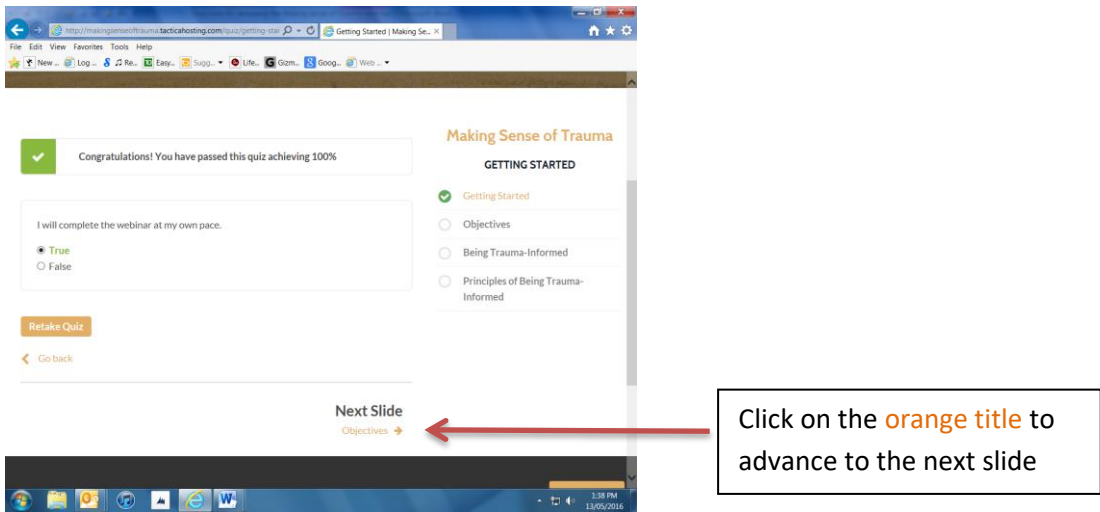
Press the play button on the bottom left of the slide. If you want close captioning on, click on the blue CC button on the bottom right of the slide. For each slide there is an “Objectives” for the slide tab, and a “Handout” tab. When there is a handout associated with a slide there will also be a small number on the handout tab. Handouts can be viewed and downloaded from the slide. Please note all the handouts and a written version of the webinar (MSOT – A Webinar Guide) can also be found under the **Resources** link on the home page



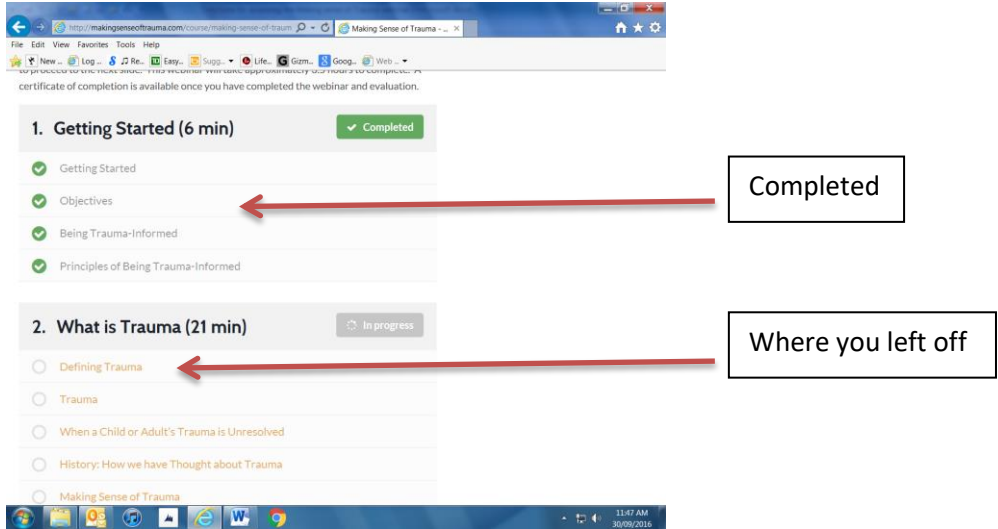
After each slide there is a quiz. You may need to scroll down to the bottom of the page to get to the Take quiz button.



Once you have correctly answered the quiz (choose your answer and click submit quiz) you can advance to the next slide. There is a next slide link at the bottom of the screen.



Being registered allows you to log in whenever you want and go through the webinar at your own pace. When you return to the webinar, click on the first slide that doesn't have a completed green checkmark beside them to begin where you left off. You can also go back to previous slides you have already completed.



At the end of the webinar you will be directed to a survey monkey link to complete an evaluation. Once you have completed the evaluation you will be able to print a certificate of completion.

After completing the webinar you return to any slide in any order. Just a reminder, all the handouts are also available on the resources link on the home page

Technical Support

If you are having any difficulty accessing or using the webinar, please contact us at MSOT@Newdirections.mb.ca for technical support.

Thanks

Billy Brodovsky & Kate Kiernan